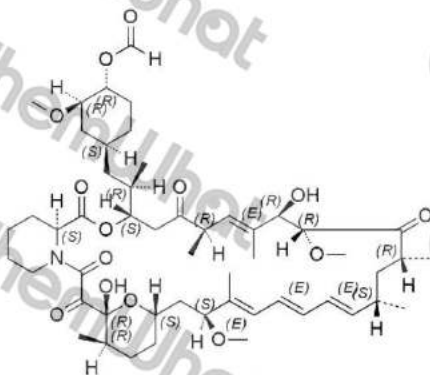




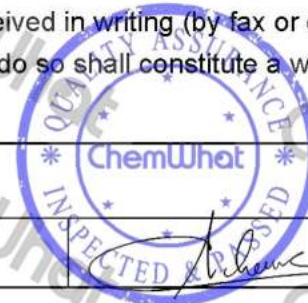
## TECHNICAL DATA SHEET (TDS)

PRODUCT NAME	Everolimus EP Impurity E	
PRODUCT NUMBER	1398115	
CAS NUMBER	159351-69-65	
MOLECULAR FORMULA	C <sub>52</sub> H <sub>79</sub> NO <sub>14</sub>	
MOLECULAR WEIGHT	942.18	
STANDARD	Enterprise Standard	

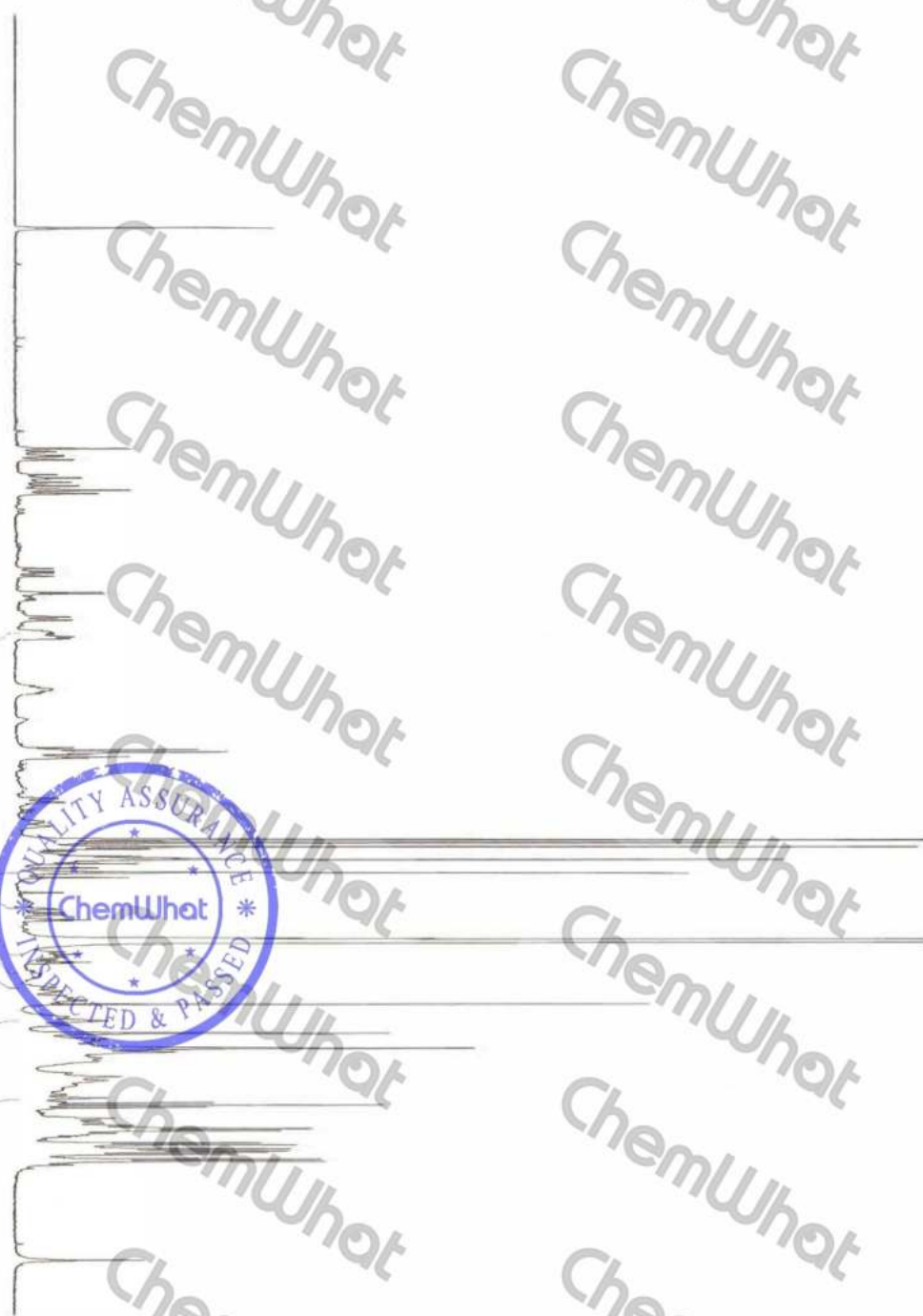
TEST ITEMS	SPECIFICATIONS
APPEARANCE	White Solid
MS	Conform to structure
NMR	Conform to structure
PURITY	≥95%
STORAGE	Store at 2~8 °C for long time, sealed and away from light.

"ChemWhat" has been acquired by Watson and is now acting as a sub-brand under Watson International. WATSON INTERNATIONAL warrants material of said quality at the time of sale. It is the sole responsibility of the customers to determine the adequacy of all materials for any intended or specific purpose or use. WATSON's sole obligation is to replace the material up to the extent of the purchase price. This warranty applies only to products in original packaging and does not apply to a product which has been tampered with or altered in any way or which has been misused or damaged by accident or negligence. All claims must be received in writing (by fax or email) within 30 days from date when product arrive at the destination city and failure to do so shall constitute a waiver by customers for any and all such claims.

ANALYZER		SUPERVISOR	
----------	---	------------	---



Chemical Shift (ppm)



8.25  
8.24

6.47  
6.47  
6.41  
6.38  
6.23  
6.20  
6.17  
6.13  
6.10  
5.31  
5.29  
5.11  
5.08  
4.95  
4.94  
4.05  
4.04  
4.02  
4.00  
3.29  
3.26  
3.26  
3.24  
3.18  
3.17  
3.16  
3.12  
3.05  
1.99  
1.75  
1.63  
1.60  
1.17  
0.99  
0.97  
0.87  
0.86  
0.83  
0.81  
0.80  
0.74  
0.73  
-0.07

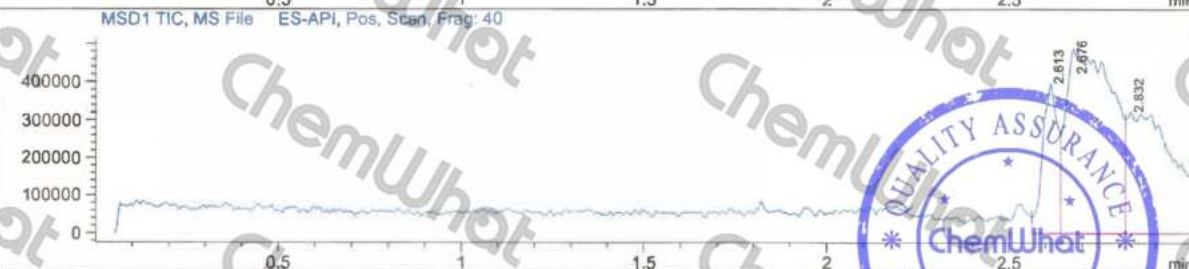
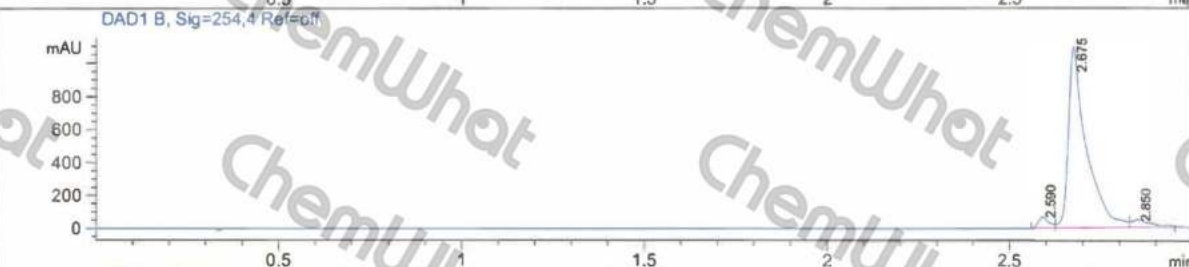
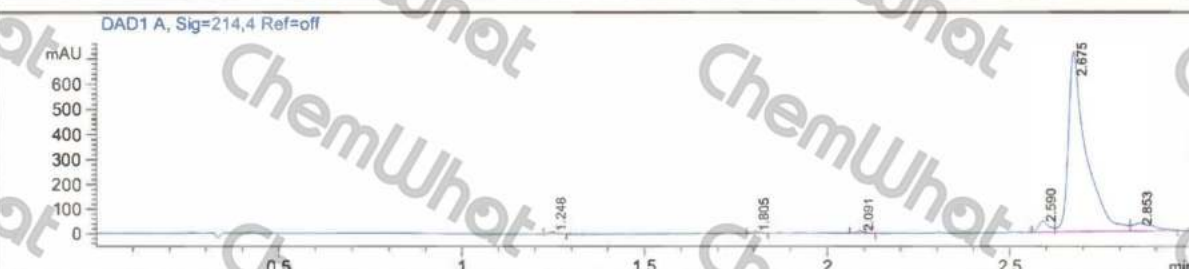


Acquisition Time (sec) 3.9977  
Date 20:00:10  
Frequency (MHz) 400.2100  
GB 0  
INSTRUM <Avenca>  
LB 0.3  
NS 8  
Nucleus 1H  
Number of Transients 8  
PROBHD <Z118098.0  
873 (PA  
BBO 400S1  
BBF-H-D-05  
Z SP>  
PULPROG <zg30>  
Pulse Sequence zg30  
Receiver Gain 101.00  
SFO1 400.2124708  
SI 65536  
SSB 0  
SWH 8196.72  
SWH (cyclical) (Hz) 8196.721311  
SWH 47541  
Solvent DMSO-d6  
Spectrum Offset (Hz) 2467.3203  
Sweep Width (Hz) 8196.80  
TD 65536  
TE 1  
TE 298.0354  
Temperature (degree C) 25.035  
UNC1 <1H>



## MS Report

File ..\YY\LCMSA 049.D Tgt Mass (EZK):  
Injection Date : 6:27 pm +0800 Seq. Line : 0  
Sample Name : 1398115 Location : P2-F-01  
Acq. Operator : YY Inj : 1  
Spec. Reported : MS Integration Inj Volume : 2 ul  
Acq. Method : C:\Chem32\1\METHODS\MONITOR 3MIN-B-P.M  
Analysis Method : C:\Chem32\1\METHODS\MONITOR 3MIN-B-P.M  
Sample Info : Easy-Access Method: 'MONITOR 3MIN-B-P.M HC'  
Method Info : Column: Waters XBridge C18: 4.6 mm\*50 mm\*3.5 um  
Mobile Phase: A: Water (0.01mol/L NH4HCO3) B: ACN ;  
Gradient: B From 5% to 95% for 1.6 min and hold 95% for 1.4 min;  
Flow: 2.0 mL/min;  
Column Temperature: 40 °C



## Integration Results for DAD1 A, Sig=214,4 Ref=off

RetTim	Width	Area	Height	Area%
1.25	0.02	10.89	8.48	0.40
1.80	0.02	8.48	6.89	0.31
2.09	0.03	16.20	9.94	0.59
2.59	0.03	90.07	45.17	3.30
2.67	0.05	2464.29	718.15	90.24
2.85	0.06	140.78	32.72	5.16

## Integration Results for DAD1 B, Sig=254,4 Ref=off

RetTim	Width	Area	Height	Area%
2.59	0.03	133.96	66.73	3.32
2.67	0.05	3728.05	1082.57	92.30
2.85	0.05	177.09	45.63	4.38

## Integration Results for DAD1 TIC, MS File

RetTim	Width	Area	Height	Area%
--------	-------	------	--------	-------

MS Report

2.61	0.04	1137629.38	396765.86	13.76
2.68	0.11	4327034.00	488967.91	53.33
2.83	0.03	2804318.28	1116015.35	32.91



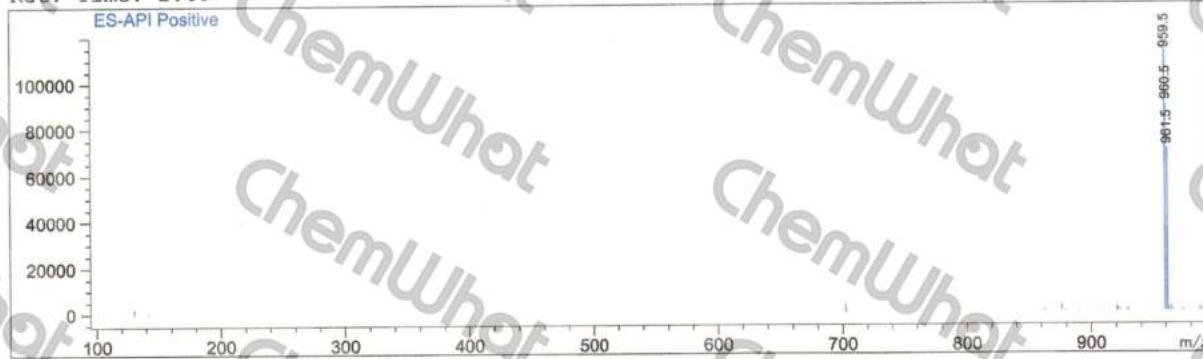
MS Report

Ret. Time: 2.61


<<<< POSITIVE SPECTRA >>>>



Ret. Time: 2.68



Ret. Time: 2.83






Empower 3

Sample Information


Sample ID	1398115	Acquired by	FX
Sample Type		Sample Group Name	
Sample Rack	1:B, 1	Acquired Method Group	
Injection Time	1	Processing Method	E-1021_277rm_20211220
Injection Volume	10.00 $\mu$ l	Dispose Name	277.0
Run Time	30.0 Minutes	Processing Note	RTA 277.0
Date Acquired			
Date Processed			

Chromatogram



Peak Table

Name	Ret. Time	Area	Height	Area%	Resolution	Plate/M	Trail
1	15.890	120177	4345	2.43			
2	16.635	4604940	273178	93.17		22143	1.34
3	17.149	217566	18131	4.40		32891	



Module: TG/DTA  
Data Name: 1398115  
Measurement Date:  
Sample Name: 1398115  
Sample Weight: 3.138 mg  
Reference Name: None  
Reference Weight: 0.000 mg

Temperature Program:  
Cel Cel Cel/min min s  
1\* 25 300 10 0 0.5

Comment:  
Operator: Administrator  
Gas1: Nitrogen 100mL/min  
Gas2: Air 100mL/min  
Pan: A1203  
Sample Measure

